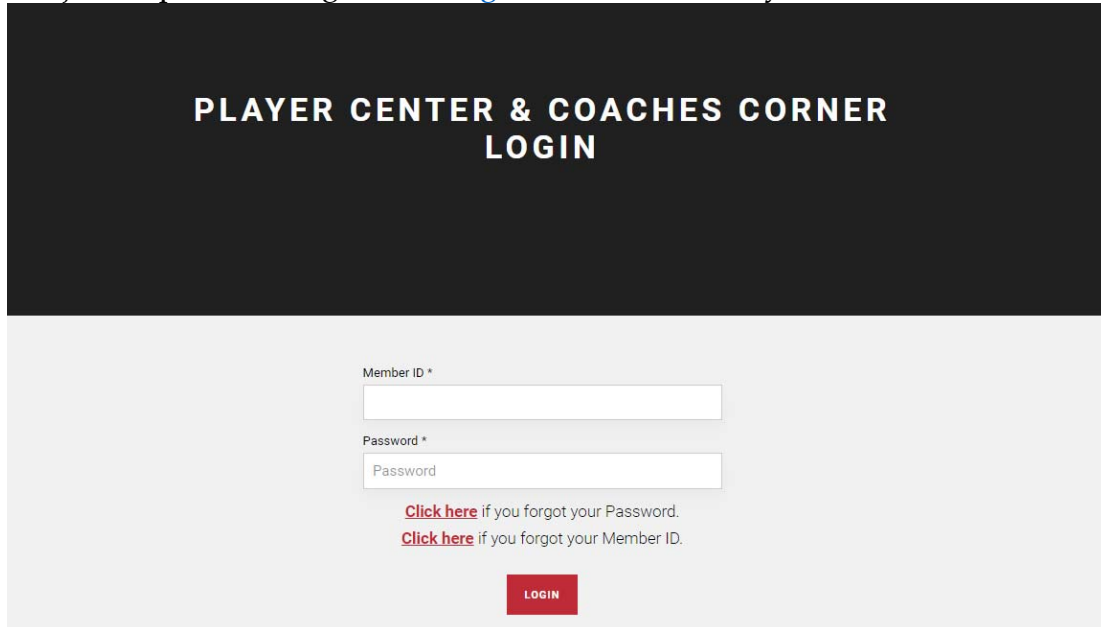


Liberty National ACE Grant How to Apply

(1.2026)


Applying to the Liberty National ACE Grant:

1. A junior/parent will go to the [login screen](#) in the Player Center



The screenshot shows a login interface with a dark header containing the text "PLAYER CENTER & COACHES CORNER LOGIN". Below the header, on a light gray background, are two input fields: "Member ID *" and "Password *". Below the password field are two links: "Click here if you forgot your Password." and "Click here if you forgot your Member ID." At the bottom center is a red "LOGIN" button.


2. Once logged into the player center the user will need to navigate to [My Info](#) in the upper right hand corner and click on the ACE Grant Promo image on the bottom of the info section.



Liberty National ACE Grant How to Apply

(1.2026)

3. Click on the Liberty National ACE Grant Promo it will take the user to the [Liberty National ACE Grant Application page](#) within the player center.
4. The user will then click the red "Request Access" button on the application page.
**** IF YOU ARE A RETURNING ACE GRANT FAMILY GO DIRECTLY TO YOUR ACE GRANT CENTER PREVIOUSLY USED. ****



APPLICATION CRITERIA

The 2026 Liberty National ACE Grant is open!

All candidates who satisfy the following requirements are eligible to apply for the 2026 Liberty National ACE Grant:

- Candidates must be a U.S. citizen
- Candidates must be a current AJGA playing member

The final selection of recipients is decided by the Liberty National ACE Grant Committee. Candidates can apply for the 2026 Liberty National ACE Grant at any time during the open application period. No applications will be considered after this period. Grants will be awarded to qualified applicants on a first-come, first-served basis.



Liberty National ACE Grant How to Apply

(1.2026)



APPLICATION PROCEDURES

Upon requesting access below, you will receive an email to the Player's Primary Email account with your login details for the LIBERTY NATIONAL ACE GRANT CENTER. You must click on the link provided in the email and set a password to complete the Liberty National ACE Grant Application process. *Please save login information.*

REQUIRED DOCUMENTS

You will be asked to upload the documents listed below once your Liberty National ACE GRANT application is completed. We are looking for 2025 tax documents and 2026 paystubs.

- 1040, pages 1 and 2 of Federal Tax Return
- Schedules C, D, or E (if applicable)
- W2's for both parents (if applicable)
- 1099's (if applicable)
- Proof of filing with the IRS
- Two most current pay stubs for 2026

Note, if you do not file federal taxes, you must contact your local IRS office to obtain a letter stating your non-filer status.

The Liberty National ACE Grant Committee will only review an application if directions are followed accurately and completely. Incomplete application will not be considered.

A final determination will be made within three weeks of receiving the required federal tax forms. You **MUST** check the status of your application in the Liberty National ACE Grant Center, as it will indicate if any documents are missing or if your application has been approved or declined. If you have questions, please contact the Foundation at foundation@ajga.org or call (770) 868-4200.

REQUEST ACCESS



LIBERTY NATIONAL ACE GRANT CONDITIONS

1. The total number of grants will be determined by the total number of qualified candidates and availability of funds.
2. All Liberty National ACE Grant funds are awarded on a rolling basis throughout the current season.
3. Credit card debt will not be considered in the evaluation, but costs related to healthcare, education, loans and Medicare will be taken into consideration.
4. Acceptance into the program does not guarantee entry into any AJGA events.
5. If your application is declined and you do not apply for entry into any AJGA events, you may request a full refund of your AJGA Membership fee.



Liberty National ACE Grant How to Apply

(1.2026)

5. Once that button has been clicked, the system will send an email to the **PLAYER'S PRIMARY EMAIL ACCOUNT.**
6. Your login will be the PLAYER'S PRIMARY EMAIL ACCOUNT, you will need to create a password for the **ACE GRANT CENTER.** It is a one-time creation. **Please save the login and password information for future uses, you will need this for any reimbursements moving forward.**
7. Once in the **ACE GRANT CENTER,** the **Apply** button is on the top right between Home and your Name.



Welcome to the ACE Grant Center!

Please remember this is where you will do all of your ACE Grant business moving forward.
Make sure you keep a record of the credentials you just created.

8. Click **Apply** and go through the questions.
9. Upload your 2025 Tax Papers.
10. Once you have applied, you will use this center frequently to check the status, upload documents, do reimbursements for AJGA events.
11. We only accept 2025 tax papers. Sorry no exception.

